

USB-200 SAFETY LIGHTS INSTRUCTIONS

THANK YOU FOR PURCHASING MSW USB-200 RECHARGEABLE SAFETY LIGHTS

⚠ WARNING: CYCLING CAN BE DANGEROUS. BICYCLE PRODUCTS SHOULD BE INSTALLED AND SERVICED BY A PROFESSIONAL MECHANIC. NEVER MODIFY YOUR BICYCLE OR ACCESSORIES. READ AND FOLLOW ALL PRODUCT INSTRUCTIONS AND WARNINGS INCLUDING INFORMATION ON THE MANUFACTURER'S WEBSITE. INSPECT YOUR BICYCLE BEFORE EVERY RIDE. ALWAYS WEAR A HELMET.

CONSULT YOUR LOCAL LAW ENFORCEMENT FOR ORDINANCES AND LAWS THAT PERTAIN TO RIDING A BICYCLE AT NIGHT. WE STRONGLY RECOMMEND USING A FRONT AND REAR LIGHT AS WELL AS WHEEL AND PEDAL REFLECTORS WHEN RIDING AT NIGHT. THE BEST WAY TO STAY SAFE IS TO RIDE DEFENSIVELY.

For more information, please visit www.mswbike.com/safety.

COMPATIBILITY AND INTENDED USE

MSW USB-200 Rechargeable Safety Lights are compatible with 20–40mm diameter handlebars and seatposts. They are intended to aid visibility in night time riding conditions.

INSTALLATION

Refer to diagrams for additional information.

Place the front white light on the handlebar. Pull the long strap around the back and place the hook at the end of the short strap through the appropriate hole in the long strap to secure it (figure 1).

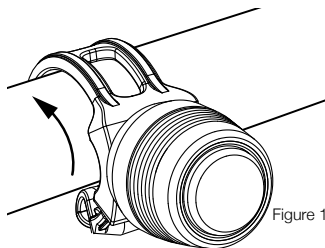


Figure 1

Place the rear light against the back of the seatpost. Align the rubber strap so that the light is at a 90° angle from the ground. Pull the long strap around the back and place the hook at the end of the short strap through the appropriate hole in the long strap to secure it (figure 2).

NOTE: Make sure the lights are not obstructed by racks, bags or cargo.

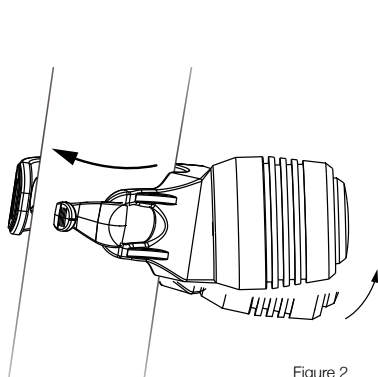


Figure 2

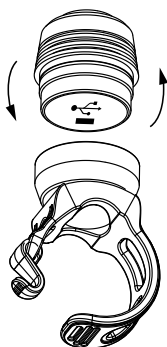


Figure 3

TO CHARGE THE LIGHT

Unscrew the front of the light from the base in a counter clockwise direction to access the USB port (figure 3). The light will glow dimly while recharging and stop glowing when fully charged (about 2.5 hours).

OPERATING THE LIGHT

Press down on the light's lens to turn on, switch modes, and turn off.

ONGOING MAINTENANCE

Do not submerge the lights in water.

LIMITED 1-YEAR WARRANTY

MSW warrants this new MSW product against defects in materials and workmanship for one (1) year from the original date of retail purchase by the consumer. This limited warranty is expressly limited to the repair or replacement of the original product, at the option of MSW, and is the sole remedy of the warranty. This limited warranty applies only to the original purchaser of the MSW product and is not transferable.

In no event shall MSW be liable for any loss, inconvenience or damage, whether direct, incidental or consequential or otherwise resulting from breach of any express or implied warranty or condition of merchantability, fitness for a particular purpose, or otherwise with respect to this product except as set forth herein. This warranty gives the consumer specific legal rights, and those rights and other rights may vary from state to state.

This warranty does not cover the following:

- Damage due to improper assembly or follow-up maintenance or lack of skill, competence or experience of the end user
- Products that have been modified, neglected, used in competition or for commercial purposes, misused or abused, involved in accidents or anything other than normal use
- Damage or deterioration to the surface finish, aesthetics or appearance of the product
- Normal wear and tear
- Labor required to remove and/or refit and re-adjust the product within the bicycle assembly
- Installation of components, parts, or accessories not originally intended use with or compatible with MSW products.

TO THE EXTENT NOT PROHIBITED BY LAW, THESE WARRANTIES ARE EXCLUSIVE AND THERE ARE NO OTHER EXPRESS OR IMPLIED WARRANTIES OR CONDITIONS INCLUDING WARRANTIES OR CONDITIONS OF MERCHANTABILITY AND FITNESS FOR A PARTICULAR PURPOSE.

WARRANTY PROCESS

We will happily back up our products if there is a problem that is our fault. If you think your MSW product is worthy of a warranty inspection, please return the product to the original place of purchase, accompanied by a sales receipt.