

Thank you for your purchase! At MSW® we believe having essential accessories makes a good bike ride great.

The MSW Jetstream Inflator Head fits standard CO₂ cartridges and allows you to vary the CO₂ flow to avoid overfilling your tires.

▲ WARNING: Cycling can be dangerous. Bicycle products should be installed and serviced by a professional mechanic. Never modify your bicycle or accessories. Read and follow all product instructions and warnings including information on the manufacturer's website. Inspect your bicycle before every ride. Always wear a helmet.

For additional product and safety information go to: www.mswbike.com/safety.

COMPATIBILITY & INTENDED USE

The MSW Jetstream Inflator Head pushes on to Presta or threads onto Schrader valve tubes, and works with standard 3/8" threaded compressed CO₂ cartridges.

USE INSTRUCTIONS

1. Close inflator head valve (fig. 1).

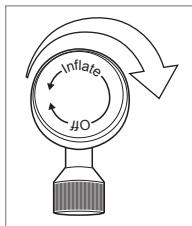


Figure 1

2. Thread cartridge onto inflator head and tighten until cartridge punctures (fig. 2).
3. Open the Presta valve and depress to release a short burst of air before refilling with the inflator head (fig. 3).

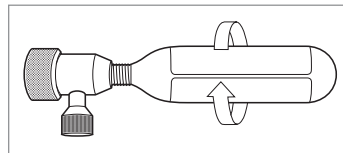


Figure 2

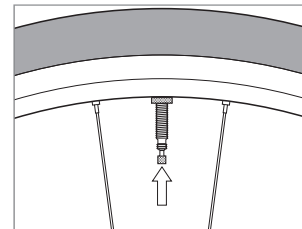


Figure 3

4. Press Presta or thread Schrader inflator head onto tire valve and open the inflator head valve (fig. 4).

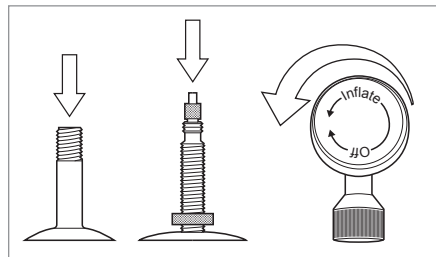


Figure 4

5. Adjust the flow of the CO₂ by twisting the valve knob.



WARRANTY PROCESS

If you and your shop think your MSW product is worthy of a warranty inspection, please return the product to the original place of purchase, accompanied by a sales receipt.

For complete warranty information, visit www.mswbike.com/safety/warranty.